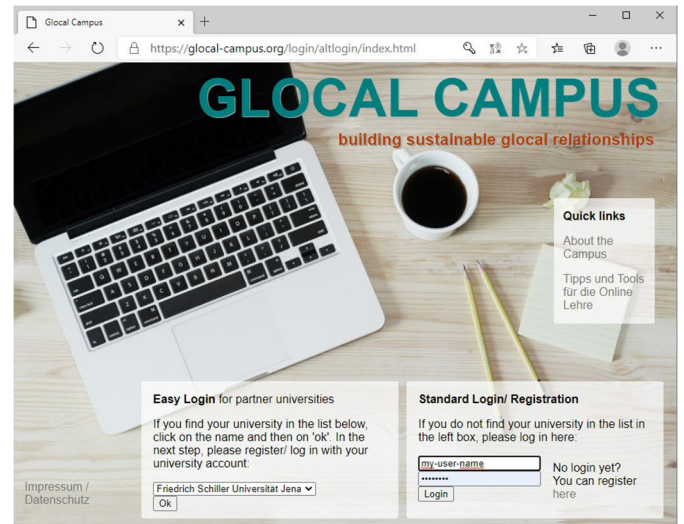


How to create a Glocal Campus account (The registration)

- Step 1: Go to the Glocal Campus Website (<https://glocal-campus.org>).
(If you do not have an account yet, you can create one – the registration process is automated)



- Step 2: At bottom right corner of the page, where it says “You can register here”, click on the word “here”. This will take you to the signup page: <https://glocal-campus.org/login/signup.php?lang=en>

Standard Login/ Registration

If you do not find your university in the list in the left box, please log in here:

No login yet?
You can register here

- Step 3: Fill out the form and click on the button “Create my new account”

GLOCAL CAMPUS

Log in

GLOCAL CAMPUS

New account

Collapse all

Choose your username and password

Username*

my_username

The password must have at least 8 characters

Password*

●●●●●●●●☐ Unmask

More details

Email address*

my_email@email.com

Email (again)*

my_email@email.com

First name*

Jennifer

Surname*

Exampleton

City/town

Country

United Kingdom

The university/institution you belong to:

University/Institution*

Eample University

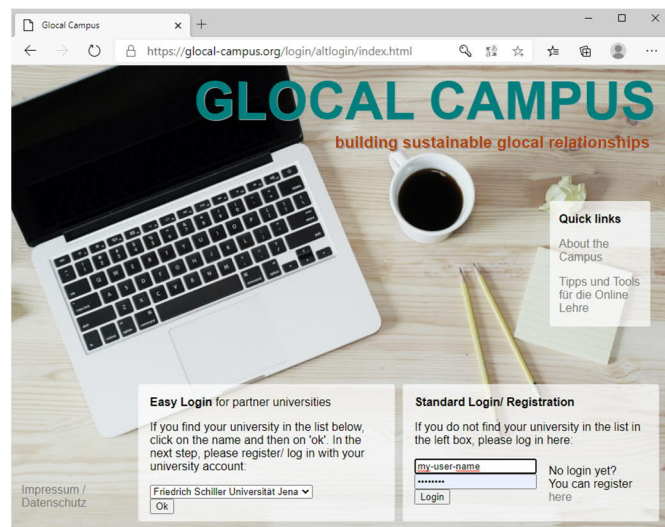
Create my new accountCancel



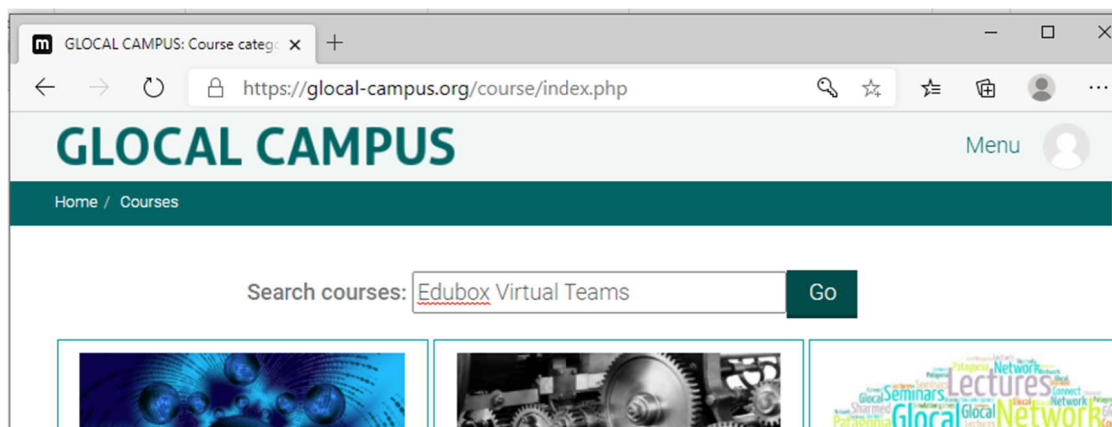
Edubox Intercultural Communication

How to enrol in the course

- Step 1: Go to the Glocal Campus Website (<https://glocal-campus.org>) and log into your Glocal Campus account.
(If you do not have an account yet, you can create one – the registration process is automated)



- Step 2: Click on the menu button on the upper right, then on the button “Browse Courses” to get to the courses page, or use this direct link: <https://glocal-campus.org/course/index.php>
- Step 3: Via the “Search courses” field, search for “Edubox Intercultural Competence”



- Step 4: On the search results page, click on the button “Enrol me” next to the course.

Enrolment options



▼ Self enrolment (Participant)

No enrolment key required.

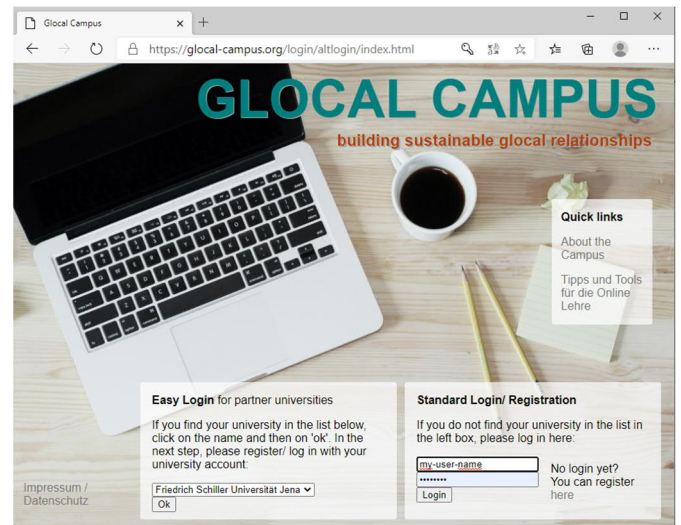
Enrol me



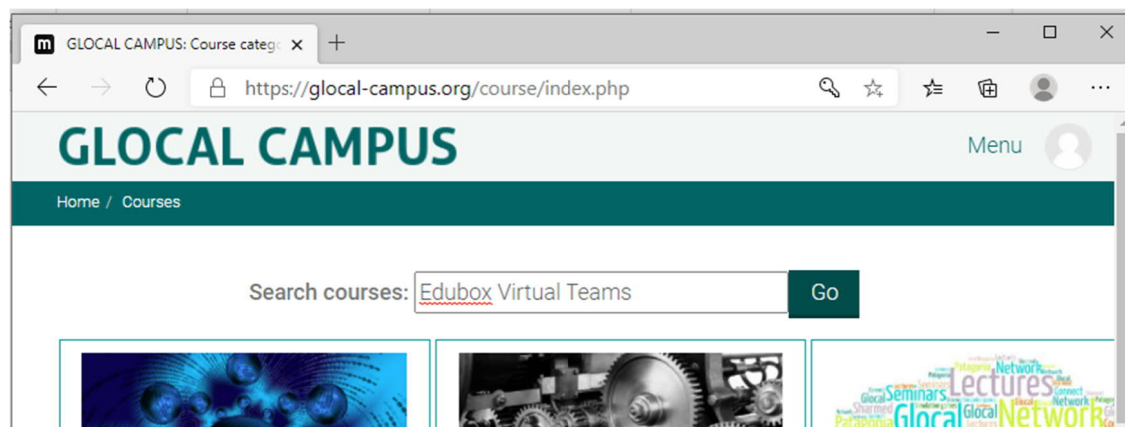
Virtual intercultural teams

How to enrol in the course

- Step 1: Go to the Glocal Campus Website (<https://glocal-campus.org>) and log into your Glocal Campus account.
(If you do not have an account yet, you can create one – the registration process is automated)



- Step 2: Click on the menu button on the upper right, then on the button “Browse Courses” to get to the courses page, or use this direct link: <https://glocal-campus.org/course/index.php>
- Step 3: Via the “Search courses” field, search for “Edubox Virtual Teams”



- Step 4: On the search results page, click on the button “Enrol me” next to the course.

Enrolment options



▼ Self enrolment (Participant)

No enrolment key required.

Enrol me